

# TECHNICAL DATA SHEET - **SmartMount®** Universal Flat Wall Mount for 13" to 37" Flat Panel Screens

# peerless®

**MODELS: ST635, ST635-S, ST635P, ST635P-S**

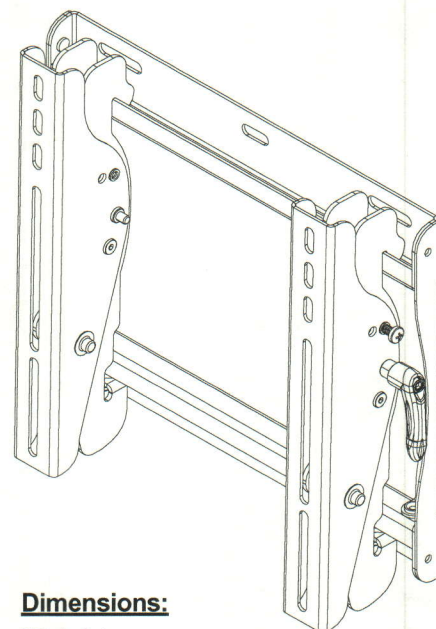

The ST635 features open wall plate architecture that offers enhanced access to electrical and cable management. Combine with its easy tilt angle adjustment screen adapters to achieve the ideal viewing angle and you have one quick and simple installation.

### Features:

- Universal mount fits screens with mounting patterns up to 9.63" W x 9.5" H, including VESA® 100, 200 x 100 and 200 x 200 mm
- Open wall plate architecture allows for total wall access, increasing electrical access and cable management options
- Adjustable up to 15° of forward tilt and -5° backward tilt for optimal viewing angle
- Universal tilt bracket allows for tilt adjustment without the use of tools
- Easy-grip lever locks the screen position into place
- Optional IncreLock™ feature offers fixed tilt angles of -5°, 0°, 5°, 10° or 15°
- Universal screen adapters easily hook onto wall plate for fast installation
- Mounts to wood stud, concrete, cinder block or metal stud (metal stud accessory required)
- Comes with Peerless' Sorted-for-You™ fastener pack with all necessary screen attachment hardware
- Integrated security options available

### Accessories:

- ACC215 - Metal Stud Fastener Kit
- SCS211 - SmartMount® Component Shelf



### Dimensions:

#### **Weight:**

**ST635, ST635-S** - 6.29 lb (2.86 kg)

**ST635P, ST635P-S** - 5.99 lb (2.72 kg)

#### **Shipping weight:**

**ST635, ST635-S** - 6.9 lb (3.13 kg)

**ST635P, ST635P-S** - 6.6 lb (3 kg)

#### **Maximum Load Capacity:**

115 lb (52 kg)

#### **Shipping Carton dimensions:**

##### **ST635, ST635-S**

**L** = 12.625 in (321 mm)

**W** = 10.125 in (258 mm)

**H** = 3.5 in (89 mm)

##### **ST635P, ST635P-S**

**L** = 11.5 in (293 mm)

**W** = 10.063 in (256 mm)

**H** = 3.5 in (89 mm)

## ARCHITECTS SPECIFICATIONS

The Smartmount® Universal Flat Wall Mount shall be Peerless models **ST635, ST635-S, ST635P or ST635P-S** and shall be located where indicated on the plans. It shall feature adjustable 15° of forward tilt and -5° backward tilt. It shall be constructed of heavy gauge cold rolled steel and finished with scratch resistant Black or Silver Fused Epoxy. Assembly and installation shall be done according to instructions provided by the manufacturer.

**Peerless Industries, Inc.**

3215 W. North Ave. Melrose Park, IL 60160

708-865-8870 800-865-2112 Fax 708-865-2941


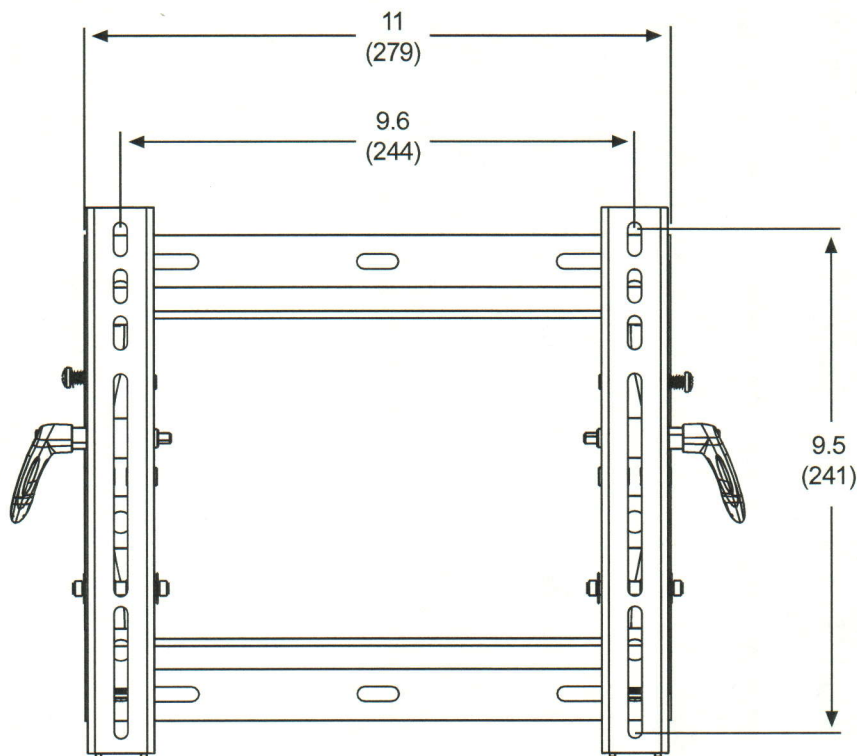
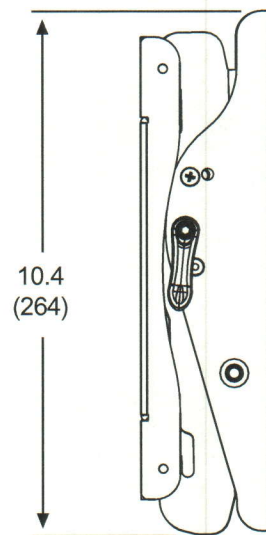
[www.peerlessmounts.com](http://www.peerlessmounts.com)
**ISSUED: 04-27-05 SHEET NO: 201-9709-5 04-23-08**

©2008, Peerless Industries, Inc. All rights reserved.

All other brand and product names are trademarks or registered trademarks of their respective owners.

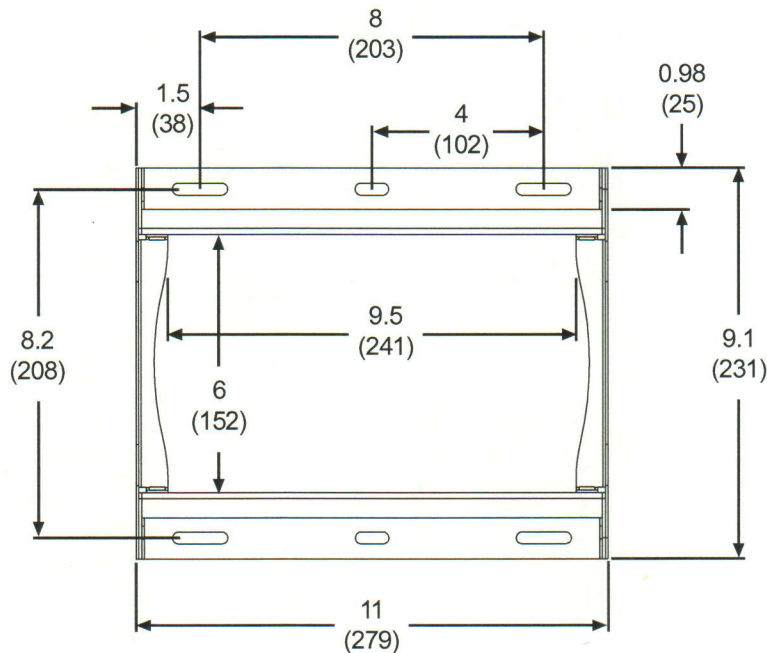
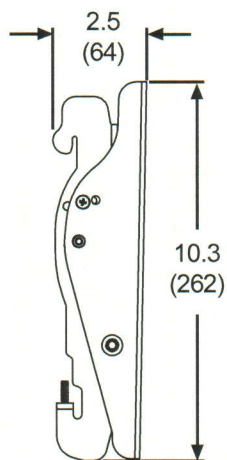
**TECHNICAL DATA SHEET****MODELS: ST635, ST635-S, ST635P, ST635P-S**

All dimensions = inch (mm)

**Top View****Front View****Side View**

**TECHNICAL DATA SHEET****MODELS: ST635, ST635-S, ST635P, ST635P-S**

All dimensions = inch (mm)

**Wall Plate Detail****Adapter Bracket Detail**